


Transportation






Last Modified: 01/30/2012

1. I am currently a:

#	Answer	Bar	Response	%
1	commuter student		765	70%
2	resident student		325	30%
	Total		1,090	

Statistic	Value
Min Value	1
Max Value	2
Mean	1.30
Variance	0.21
Standard Deviation	0.46
Total Responses	1,090

2. My home campus is:

#	Answer	Bar	Response	%
1	Briardiff		44	4%
2	Graduate Center		33	3%
3	New York		745	69%
4	Pleasantville		242	22%
5	White Plains		22	2%
	Total		1,086	



Statistic	Value
Min Value	1
Max Value	5
Mean	3.15
Variance	0.47
Standard Deviation	0.69
Total Responses	1,086

3. Rate your satisfaction level with Pace Transportation services.

#	Question	Very Dissatisfied	Dissatisfied	Satisfied	Very Satisfied	Responses	Mean
1	Frequency of shuttles between campuses (based on a mass transit model)	18	39	168	35	260	2.85
2	Cleanliness of vehicles	9	16	195	42	262	3.03
3	Helpfulness and courteousness of drivers	8	10	178	60	256	3.13
4	Safety of transportation	5	14	183	54	256	3.12
5	Overall timeliness	13	35	170	41	259	2.92

Statistic	Frequency of shuttles between campuses (based on a mass transit model)	Cleanliness of vehicles	Helpfulness and courteousness of drivers	Safety of transportation	Overall timeliness
Min Value	1	1	1	1	1
Max Value	4	4	4	4	4
Mean	2.85	3.03	3.13	3.12	2.92
Variance	0.54	0.36	0.38	0.33	0.49
Standard Deviation	0.73	0.60	0.62	0.58	0.70
Total Responses	260	262	256	256	259

If a late afternoon shuttle bus was available between the Pleasantville and New York campuses, would you utilize it to take a course on the other campus?

#	Answer	Bar	Response	%
1	Yes		350	54%
2	No		303	46%
	Total		653	

Statistic	Value
Min Value	1
Max Value	2
Mean	1.46
Variance	0.25
Standard Deviation	0.50
Total Responses	653