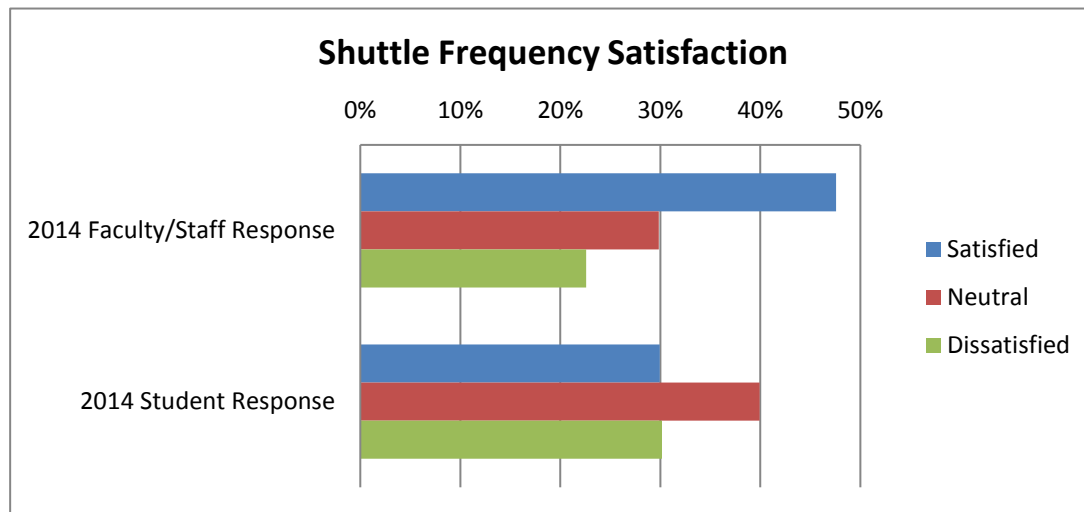


Transportation

Rate your Satisfaction level with Pace Transportation Services

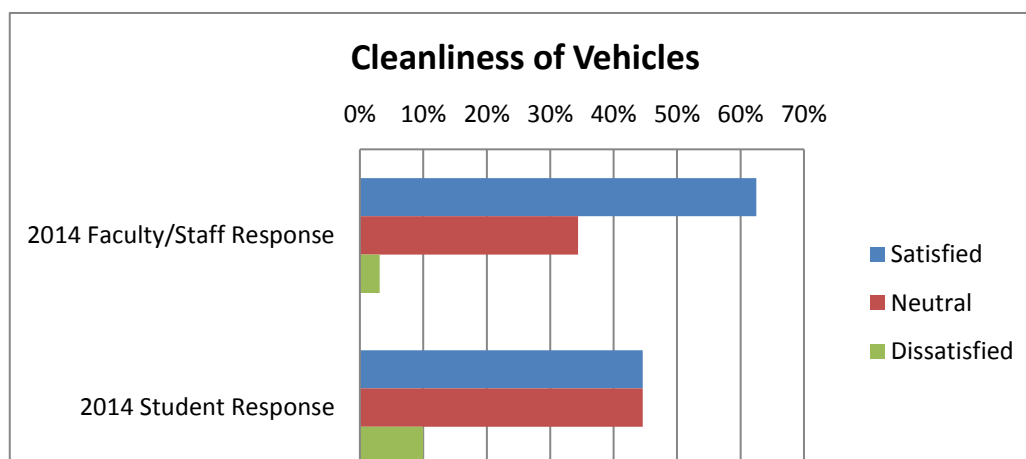
Frequency of shuttles between campuses

	2014 Faculty/Staff Response	2014 Student Response
Satisfied	48%	30%
Neutral	30%	40%
Dissatisfied	23%	30%
Total Responses	124	461



Cleanliness of vehicles

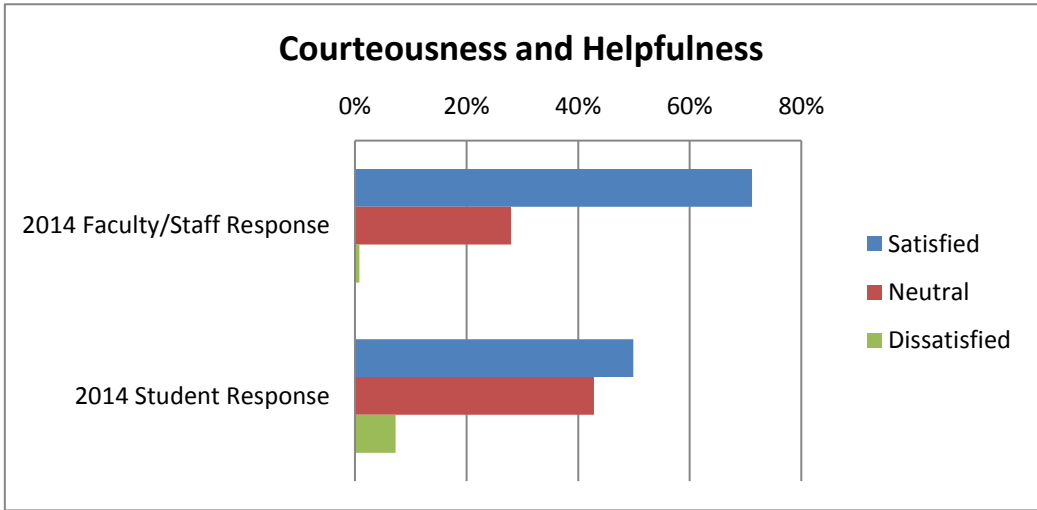
	2014 Faculty/Staff Response	2014 Student Response
Satisfied	63%	45%
Neutral	34%	45%
Dissatisfied	3%	10%
Total Responses	128	453





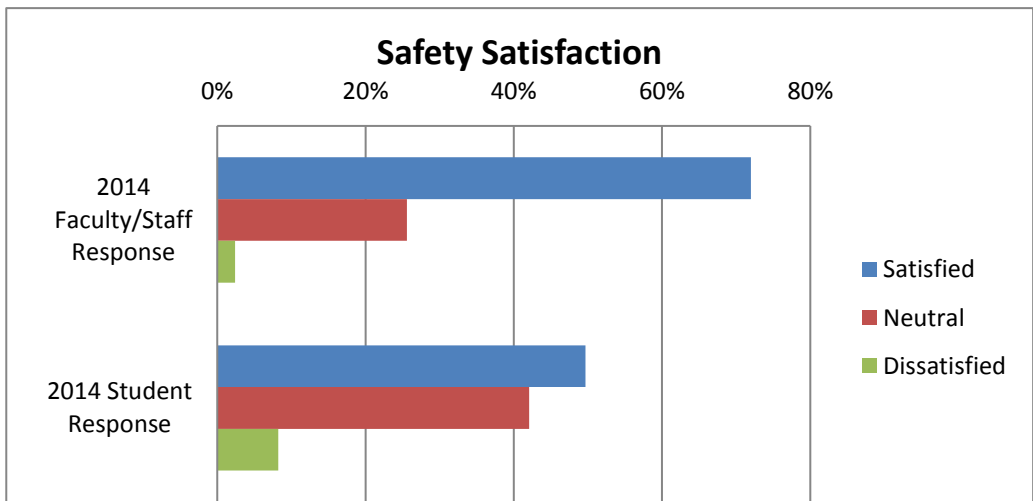
Helpfulness and courteousness of drivers

	2014 Faculty/Staff Response	2014 Student Response
Satisfied	71%	50%
Neutral	28%	43%
Dissatisfied	1%	7%
Total Responses	125	455



Safety of Transportation

	2014 Faculty/Staff Response	2014 Student Response
Satisfied	72%	50%
Neutral	26%	42%
Dissatisfied	2%	8%
Total Responses	125	461



Overall timeliness

	2014 Faculty/Staff Response	2014 Student Response
Satisfied	66%	42%
Neutral	28%	43%
Dissatisfied	6%	15%
Total Responses	122	454

*all responses under satisfied equal to all satisfied and very satisfied in survey

*all responses under dissatisfied equal to all dissatisfied and very dissatisfied in survey